



**PIONEER  
INTERNATIONAL**  
HYDROCARBON TECHNOLOGY

# MEGALINE

Inverter Commercial Swimming Pool Heat Pump



**One-Key Boost**



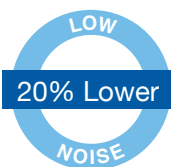
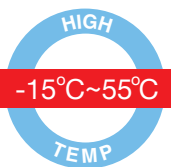

Maximum Heating Capacity to **300kW**








Aqua Temp



It's a completely new line of inverter commercial swimming pool heat pump. This line provides stable and energy-saving solution for pools in hotels, waterparks, gyms, etc.



Using Pioneer leading full inverter technology, equipped with high-quality Inverter DC Panasonic compressor and DC fan motor, the unit's COP is up to 16.1 and EER reach to 5.3. Particularly, the unit have 2 displays for option. Both the displays provide a one-key boost button, users can maximize the running capacity, so as to achieve the ideal heating or cooling result in a shorter time.

### Broad Climate Suitability

The unit can adapt to wide climate. Under lab test, it keeps stable operation in -15°C to 55°C. This character makes the unit suitable for markets all over the world.

### Soft Starting

When the machine is turned on, its soft start technology avoids a sudden fluctuation in the power supply, which protects the circuit.

### Low Noise

The DC inverter fan with special design blades not only saves energy but also helps to keep the operating noise 20% lower.

### Fluorine-cooling for Pioneer Self-developed Driver Board

The central electric control box with Pioneer self-developed driver board inside adopts fluorine-cooling technology, helping heat dissipation of the drive board, to ensure an efficient operation.





## Practical Cabinet Structure

The classic vertical wind outlet type saves the ground space to accommodate more units. The golden heat exchanger is not only beautiful but also anti-corrosive.



Golden Fin Heat Exchanger

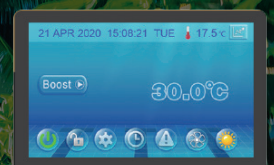
Durable Heat Exchanger



## Powerful Central Control & Remote Control

In terms of central control, the unit adopts a self-developed driver board that's widely proved by the market. Equipped with a 64-bit chip, 0.1°C accurate temperature control, and PID automatic defrosting, the unit has a powerful control system with two types of display for option (colour screen or LED blue screen).

What's more, for European market and Australia market, DTU is available for the unit which makes the unit convenient to deals with maintenance issues.



5 inch LCD Colour Display



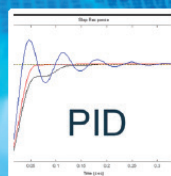
7 inch LED Display



Centralized Control (RS485)



64-Bit Processor



PID Control



Precise Control



Automatic Defrost

# Parameters

Model	P150S-P-BP	P300S-P-BP	P600S-P-BP
Advised Pool Volume (m³)	150-250	250-500	350-750
Operating Air Temperature (°C)	-15~55		
Heating Capacity: Air 27°C/Water 26°C/Humidity 80%			
Boost Mode Capacity (kW)	80	175	300
Heating Capacity (kW)	12.2~65	28.2~130	61.3~250
Heating Capacity (Btu)	41626~221780	96218~443560	209156~853000
Consumed Power (kW)	0.76~10.65	1.76~20.97	3.81~40.85
COP	6.1~16.1	6.2~16.0	6.12~16.1
Heating Capacity: Air 15°C/Water 26°C/Humidity 70%			
Boost Mode Capacity (kW)	60	135	230
Heating Capacity (kW)	9.6~50.1	22.2~100.0	50~190
Heating Capacity (Btu)	32755~170941	75746~341200	170600~648280
Consumed Power (kW)	1.96~5.96	2.61~20.41	5.81~38.00
COP	4.91~8.4	4.90~8.5	5~8.6
Cooling Capacity: Air 53°C/Water 35°C/Humidity 80%			
Boost Mode Capacity (kW)	25	75	140
Cooling Capacity (kW)	8.2~18.4	44~54.8	58.3~110
Cooling Capacity (Btu)	27978~62781	150128~186978	198920~255900
Consumed Power (kW)	2.02~6.28	10.73~17.79	14.05~35.48
EER	3.00~4.05	3.08~4.1	3.10~4.15
Cooling Capacity: Air 43°C/Water 26°C/Humidity 70%			
Boost Mode Capacity (kW)	42	96	170
Cooling Capacity (kW)	15~30.2	59.4~73.4	90~130
Cooling Capacity (Btu)	51180~103042	202673~250441	307080~443560
Consumed Power (kW)	2.94~7.37	13.81~13.85	16.36~28.89
EER	4.1~5.1	4.3~5.3	4.5~5.5
Power Supply	380-415V~/3Ph~50Hz	380-415V~/3Ph~50Hz	380-415V~/3Ph~50Hz
Casing Type	Metal sheet	Metal sheet	Metal sheet
Compressor	Mitsubishi DC type	Mitsubishi DC type	Mitsubishi DC type
Fan Quantity	2	2	2
Fan Power Input (W)	200x2	1300x2	1300x2
Fan Speed (RPM)	850	850	850
Fan Direction	Vertical	Vertical	Vertical
Sound Pressure 1m dB(A)	60	63	65
Sound Pressure 10m dB(A)	40	43	45
Water Connection (mm)	63	110	110
Water Flow Volume (m3/h)	25	45	45
Net Dimensions(L/W/H) (mm)	1750x840x1750	2170x1150x2130	2480x1330x2360
Qty per 20'GP/40'GP/40'HQ	6/13/13	4/9/9	*/*/4
Refrigerant Gas	M60	M60	M60

The data above is only a reference. For model specifications, please refer to the nameplate on the unit.